


# KS4

# Homework


## Nov –Dec 2009



# Year 11

Lilian Baylis

Technology School



## **Introduction**

*This booklet contains your child's homework for the second half of the first term. We hope you will find it useful and it will help you to monitor their homework. Please contact Samantha Taylor (Achievement Coordinator Year 10/11) if you have any concerns regarding your child's homework.*

**Email: [Samantha.taylor@lilianbaylis.com](mailto:Samantha.taylor@lilianbaylis.com)**

**Number: 020 7091 9500**

Contents:	
Page 3	<b>English</b>
Page 4	<b>Mathematics Foundation</b>
Page 5	<b>Mathematics Higher</b>
Page 6	<b>Science</b>
Page 7	<b>Applied Science</b>
Page 8	<b>ART</b>
Page 9	<b>Animation</b>
Page 10	<b>Business</b>
Page 11	<b>Citizenship</b>
Page 12	<b>DT-Food</b>
Page 13	<b>DT-RM</b>
Page 14	<b>DT-Textiles</b>
Page 15	<b>Drama / Performing ARTS</b>
Page 16	<b>French</b>
Page 17	<b>Health and Social Care</b>
Page 18	<b>ICT OCR National</b>
Page 19	<b>ICT CISCO</b>
Page 20	<b>Music/ Performing Arts</b>
Page 21	<b>RE</b>
Page 22	<b>BTEC Sport</b>
Page 23	<b>BTEC Travel</b>
Page 24	<b>BTEC Travel</b>
Page 25	<b>BTEC Travel</b>

## H/W pack for 2 Nov – 18 Dec

**Subject: English**  
**Year: 11**

Week	Work	Notes
	If you are in Mr Sankey or Mr Porter's English group you will be using the <b>Higher Level</b> work book. If you are in another English group you will be using the <b>Foundation Level</b> workbook.	In September every Year 11 student was issued with the CGP 'GCSE AQA English: Writing' Workbook.
<b>2 Nov</b>	<b>Higher:</b> Page 20: Writing Your Own. <b>Foundation:</b> Page 13: Writing to Persuade. Page 14: Structure and Techniques.	Answer all the questions. <b>Bring your homework booklet and papers to school for checking and marking.</b>
<b>9 Nov</b>	<b>Higher:</b> Page 21: Sample Exam Paper 1 <b>Foundation:</b> Page 15: Writing Your Own.	Answer all the questions.
<b>16 Nov</b>	<b>Higher:</b> Page 22: Mark Scheme. Page 23: Sample Exam Paper 1 – Answers. <b>Foundation:</b> Page 16: Writing Your own.	Answer all the questions.
<b>23 Nov</b>	<b>Higher:</b> Page 22: Mark Scheme. Page 24: Sample Exam Paper 1 – Answers. <b>Foundation:</b> Page 17: Writing to Advise. Page 18: Structure and Techniques.	Answer all the questions.
<b>30 Nov</b>	Page 22: Mark Scheme. Page 25: Sample Exam Paper 1 – Answers. <b>Foundation:</b> Page 19: Structure and Techniques. Page 20: Writing Your Own.	Answer all the questions.
<b>7 Dec</b>	Page 22: Mark Scheme. Page 26: Sample Exam Paper 1 – Answers. <b>Foundation:</b> Page 21: Sample Exam Paper 1.	Answer all the questions. <b>Bring your homework booklet and papers to school for checking and marking.</b>
<b>14 Dec</b>	<b>Higher:</b> Page 27: Writing to Inform. Page 28: Structure and Techniques. <b>Foundation:</b> Page 22: Mark Scheme. Page 23: Sample Exam Paper 1 – Answers.	Answer all the questions.

## H/W pack for 2 Nov – 18 Dec

**Subject: MATHS**

**Year: 11 FOUNDATION UNIT 2**

<b>Week</b>	<b>Work</b>	<b>Notes</b>
<b>2 Nov</b>	TRANSFORMATIONS - reflections - rotations - translations	PAGES 56/57
<b>9 Nov</b>	TRANSFORMATIONS 2 - enlargements and scale factors	Page 58/59
<b>16 Nov</b>	FORMULA AND INEQUALITIES - using word formulae - substitution into a formula	Page 36
<b>23 Nov</b>	FORMULA AND INEQUALITIES - solve simple linear inequalities	Page 37
<b>30 Nov</b>	ADVANCED AREA AND VOLUME 1 - circumference of a circle - area of a circle	Page 68
<b>7 Dec</b>	ADVANCED AREA AND VOLUME 2 - surface area of cuboids and prisms - volume of cuboids and prisms	Pages 70/71
<b>14 Dec</b>	PAST GCSE EXAM PAPER	

PAGES REFER TO ' LETTS GCSE SUCCESS WORKBOOK '

## H/W pack for 2 Nov – 18 Dec

**Subject: MATHS**

**Year: 11 HIGHER UNIT 2**

<b>Week</b>	<b>Work</b>	<b>Notes</b>
<b>2 Nov</b>	DRAWING CURVES - constructing a table of values for a quadratic function - draw the graph of a quadratic function	Page 38
<b>9 Nov</b>	DRAWING GRAPHS 2 - draw the graph of a cubic function - draw the graph of a reciprocal function	Page 39
<b>16 Nov</b>	STANDARD FORM - writing numbers in standard form - interpreting answers on a calculator given in standard form - solve practical problems	Pages 20/21
<b>23 Nov</b>	CUMULATIVE FREQUENCY 1 - drawing a cumulative frequency graph - estimating median and quartiles	Page 82
<b>30 Nov</b>	CUMULATIVE FREQUENCY 2 -construct a box-plot - use box-plots to make comparisons	Page 83
<b>7 Dec</b>		
<b>14 Dec</b>	PAST GCSE EXAM PAPER	

PAGES REFER TO ' LETTS GCSE SUCCESS WORKBOOK '

**Teaching BLY2 and BLY1a for 2 Nov – 18 Dec**

**Subject: BIOLOGY**  
**Year: 11Sc1**

<b>w/b</b>	<b>Work</b>	<b>Notes</b>
<b>2 Nov</b>	<ul style="list-style-type: none"> <li>➤ You should be able review BLY1b for exam on 19/11</li> <li>Complete B1b past paper June 2009</li> </ul>	Due 9/11/09 Teacher will supply you with paper
<b>9 Nov</b>	<ul style="list-style-type: none"> <li>➤ You should be able review BLY1b for exam on 19/11</li> <li>Complete B1b past paper Jan 2009</li> </ul>	Due 16/11/09 Teacher will supply you with paper
<b>16 Nov</b>	<ul style="list-style-type: none"> <li>➤ You should be able review BLY1b for exam on 19/11</li> <li>Complete B1b past paper November 2008</li> </ul>	Due 17/11/09 Teacher will supply you with paper
<b>23 Nov</b>	<ul style="list-style-type: none"> <li>➤ Further Questions 1-6 G20 on food chains &amp; webs</li> </ul>	Due 30/11/09 Teacher to supply G20 worksheet
<b>30 Nov</b>	BLY2: Jan 2009	Due 7/12/09
<b>7 Dec</b>	<ul style="list-style-type: none"> <li>➤ Research how enzymes are used in washing powders.</li> </ul>	Due 14/12/09
<b>14 Dec</b>	<ul style="list-style-type: none"> <li>➤ You should be able review BLY1b for exam on 19/11</li> </ul> <p align="center">BLY2: June 2009</p>	Due 14/12/09

## KS4 H/W pack for 2 Nov – 18 Dec

**Subject: APPLIED SCIENCE**

**Year: 10**

Week Completion	Work	Notes
2 <sup>nd</sup> November 9 <sup>th</sup> November 16 <sup>th</sup> November 23 <sup>rd</sup> November	<b>Electrical Resistance</b>	Complete stage 1 Complete stage 2 Complete stage 3 Complete stage 3
30 <sup>th</sup> November 7 <sup>th</sup> December 14 <sup>th</sup> December	<b>Monitoring the Human Body</b>	Complete stage 1 Complete stage 2 Complete stage 3 Complete stage 3

A hazard is anything that can cause harm. Examples include chemicals, electricity and gas, noise, careless behaviour, micro-organisms, etc. The risk is the chance that someone will be harmed by the hazard. Control measures (safety precautions) are put in place to avoid or reduce the risk as far as possible. Emergency action (first aid) is what can be done if the control fails.

### **TASK: Risk Assessment**

Complete a risk assessment for each stage (1, 2 and 3) for each of the practicals above. Here are two examples of what you can write for **Stage 1**. You must have five hazards and five risks.

Make sure you light the Bunsen burner on a yellow flame. **High Risk**

Wash your hands after using chemicals. **Medium Risk**


Here are two examples of what you can write for **Stage 2**. You must have seven hazards and explain seven risks.

You must never use the yellow safety flame to heat something. Before you can heat something you must open the air-holes by turning the metal collar. This is because the more the air holes are open, the hotter and steadier the Bunsen flame. There is a high probability of risk because you are dealing with a naked flame.

Use a yellow flame when a Bunsen burner is being lit or not heating anything, as it is easy to see and will not readily set fire to clothing, etc. There is a high probability of risk because you are dealing with a naked flame.

Here is an example of how to set out your table for **Stage 3**. You must list and explain ten hazards, explain risks, control measures and emergency action.

<b>Hazards</b> (Think about the material, procedure or equipment. What makes it dangerous and what could go wrong?)	<b>Risks</b> (High / Moderate / Low) Probability / Seriousness of harm consequence	<b>Control Measures</b> Safety precautions	<b>Emergency Action</b> First Aid
The heating flame is difficult to see, make sure you close the air hole so you can see the yellow flame.	Probability of harm: - high (with a naked flame). Seriousness of consequences: - high (if clothing catches fire and skin burnt).	Have fire blanket available. Take care with the naked flame. When not heating make sure the flame is yellow.	If clothing catches fire smother with the fire blanket. Cool burnt skin under tap water for 10 – 15 minutes. Seek teacher assistance Call the first aider.



**2009 YR 11 GCSE Art Coursework Deadline**

<b>PROJECT</b>	<b>DEADLINE</b>
NATURE AND NATURAL FORMS	FRI 18 <sup>TH</sup> DEC
IDENTITY – FIGURE AND PORTRAIT	FRI 18 <sup>TH</sup> DEC
OWN PROJECT	FRI 18 <sup>TH</sup> DEC

**H/W pack for Oct– Dec**

**Subject: ART**

**Year: 11**

<b>Week</b>	<b>Work</b>	<b>Notes</b>
<b>2 Nov</b>	Find an Artist to research for one of your projects – draw and write about their work – look at the Tate Modern website	Use the internet to find more Contemporary artists
<b>9 Nov</b>	2 pages of your sketchbook	Do several drawings on 1 page in various sizes
<b>16 Nov</b>	Find an Artist to research for one of your projects – draw and write about their work – look at the Tate Modern website	Use the page/s in your sketchbook fully
<b>23 Nov</b>	2 pages of your sketchbook	Make this page vibrant and textural
<b>30 Nov</b>	Find an Artist to research for one of your projects – draw and write about their work – look at the Tate Modern website	
<b>7 Dec</b>	2 pages of your sketchbook	Draw this in any media
<b>14 Dec</b>	Complete any unfinished work ready for your deadline	Create interesting pages using a variety of media



## H/W pack for 2 Nov – 18 Dec

**Subject: BTEC BUSINESS**

**Year: YR 11**

**UNIT 9: EXPLORING BUSINESS ENTERPRISE**

<b>Week</b>	<b>Task</b>	<b>Notes</b>
<b>2 Nov</b>	Create a chart which outlines the likely personal attributes of a successful entrepreneur	Helps towards achieving P1
	Research the laws which affect the setting up of small businesses	Helps towards achieving P2
<b>9 Nov</b>	Describe the ways in which a business can market its products/services	Helps towards achieving P3
	Investigate the financial issues that can affect the preparation for a new business	Helps towards achieving P4
<b>16 Nov</b>	Outline the contents of a business plan for starting a new business	Helps towards achieving P5
	Make a list of at least 6 possible sources of advice/support when preparing for starting a new business	Help towards achieving P6
<b>23 Nov</b>	What are the benefits of running a business	Helps towards achieving M1
<b>30 Nov</b>	Make and justify recommendations for starting a business	Helps towards achieving D2
<b>7 Dec</b>	Complete all outstanding work	
<b>14 Dec</b>	Print and Submit all work	

## H/W Pack for 2<sup>nd</sup> Nov - 18<sup>th</sup> Dec

Subject: Edexcel GCSE Citizenship (Short Course)

Year: 11JMGL

Unit: Participation in society campaign (Coursework)

Week	Work	Notes
6 <sup>th</sup> Nov	INSET DAY Due:	INSET DAY
13 <sup>th</sup> Nov	To complete GCSE coursework Due: 20/11/09	Students must bring completed work to lesson
20 <sup>th</sup> Nov	To complete GCSE coursework Due: 27/11/09	Students must bring completed work to lesson
27 <sup>th</sup> Nov	Power, politics, media revision (Taking part and who represents us?) Due: 4/12/09	P.64-67
4 <sup>th</sup> Dec	Power, politics, media revision (How does the council work & taking to the council) Due: 11/12/09	P.68-74
11 <sup>th</sup> Dec	Power, politics, media revision (Getting elected, what MPs do?) Due: 18/12/09	P.76-79
18 <sup>th</sup> Dec	<u>HOLIDAY HOMEWORK</u> Power, politics, media revision (More democratic and vote, vot, vote!) Due:	P.85-89 of text book

## H/W pack for 2 Nov – 18 Dec

**Subject: DT Food**  
**Year: KS4**

All students are required to study the insert sheet (back page of the homework exam paper) before attempting the exam questions.

### Exam Design Brief (2008)

**A manufacturer has asked you to design and make a food product suitable for selling in a café or coffee bar.**

<b>Week</b>	<b>Work</b>	<b>Notes</b>
<b>2 Nov</b>	Answer question 4 a) and b) on the exam paper. It is about controlling hazards during production.	Read the question carefully, identify the keywords and answer fully.
<b>9 Nov</b>	Answer question 4 c) and d) i) ii) on the exam paper. It is about controlling hazards during production.	Read the question carefully, identify the keywords and answer fully.
<b>16 Nov</b>	Answer question 5 a) i) ii) and 5 b) i) ii) on the exam paper. It is about nutrition and sensory testing.	Read the question carefully, identify the keywords and answer fully.
<b>23 Nov</b>	Answer question 6 a) and b) on the exam paper. It is about safety procedures in a kitchen.	Read the question carefully, identify the keywords and answer fully.
<b>30 Nov</b>	Answer question 7 a) and b) on the exam paper. It is about avoiding food poisoning.	Read the question carefully, identify the keywords and answer fully.
<b>7 Dec</b>	Answer question 8 a) b) and c) on the exam paper. It is about the labelling of food products.	Read the question carefully, identify the keywords and answer fully.
<b>14 Dec</b>	Create a logical flowchart using the correct symbols for making design 1 or 2 in question 3.	Remember to include direction arrows.

## H/W pack for 2 Nov – 18 Dec

**Subject: DT RM**  
**Year: KS4**

All students are required to study the insert sheets (pages 1,2,3,4 and 5 of the homework exam paper) before attempting the exam questions.

### **Exam Design Brief (2008)**

**A manufacturer of outdoor seating wishes to extend it's range of products to include outdoor furniture that is suitable for a family picnic.**

<b>Week</b>	<b>Work</b>	<b>Notes</b>
<b>2 Nov</b>	Answer all parts of question 6 on the exam paper. It is about the manufacture of joints.	Read the question carefully, identify the keywords and answer fully.
<b>9 Nov</b>	Answer all parts of question 7 on the exam paper. It is about the mechanics of a bike.	Read the question carefully, identify the keywords and answer fully.
<b>16 Nov</b>	Answer all parts of question 8 on the exam paper. It is about the ergonomics of handles.	Read the question carefully, identify the keywords and answer fully.
<b>23 Nov</b>	Answer all parts of question 9 on the exam paper. It is about new "smart" materials.	Read the question carefully, identify the keywords and answer fully.
<b>30 Nov</b>	Answer all parts of question 10 on the exam paper. It is about social, moral and environmental issues.	Read the question carefully, identify the keywords and answer fully.
<b>7 Dec</b>	Create a logical flowchart using the correct symbols for making design A, figure 1, on the insert sheet.	Remember to include direction arrows.
<b>14 Dec</b>	Add all quality assurance and quality control points to the flowchart you created for last week's homework.	Consider all relevant manufacturing hazards.

## H/W pack for 2 Nov – 18 Dec

**Subject: DT Textiles**

**Year: KS4**

All students are required to study the insert sheets (pages 1 and 3 of the homework exam paper) before attempting the exam questions.

**Exam Design Brief (2008)**

**A manufacturer has asked you to design and make an exciting fashion hat or a decorative product inspired by hats.**

<b>Week</b>	<b>Work</b>	<b>Notes</b>
<b>2 Nov</b>	Answer all parts of question 5 on the exam paper. It is about the properties of fabrics.	Read the question carefully, identify the keywords and answer fully.
<b>9 Nov</b>	Answer question 6 a) i) ii) 6b) i) on the exam paper. It is about processes and techniques.	Read the question carefully, identify the keywords and answer fully.
<b>16 Nov</b>	Answer question 6 b) ii) iii) and 6c) on the exam paper. It is about processes and techniques.	Read the question carefully, identify the keywords and answer fully.
<b>23 Nov</b>	Answer question 7 a) b) c) and d) on the exam paper. It is about labelling and safety in the work place.	Read the question carefully, identify the keywords and answer fully.
<b>30 Nov</b>	Answer question 7 e) i) ii) 7 f) on the exam paper. It is about the use of components.	Read the question carefully, identify the keywords and answer fully.
<b>7 Dec</b>	Create a logical flowchart using the correct symbols for making design A or B in question 2 on the homework exam paper.	Remember to include direction arrows.
<b>14 Dec</b>	Add all quality assurance and quality control points to the flowchart you created for last week's homework.	Consider all relevant manufacturing hazards

--	--	--

## **Homework pack for 2 Nov – 18 Dec**

**Subject: Performing Arts**  
**Year: YR 11**

Year 11 BTEC Performing Arts (Drama)

This term the year 11's are working on the second of two scripted performances that will be assessed on December 16<sup>th</sup> 2009.

Each student is working in a small group and will be given a character from a pre published script to perform as for assessment. A large part of this assessment is getting to grips with the script and becoming familiar with it.

The homework is to learn the lines of your character off by heart in preparation for performance on the 16<sup>th</sup> of December.

Please assist your child with this by testing them on the lines learnt so far and bare in mind the deadline of the performance date by which time all lines must be learnt off by heart.

## **Homework pack for 2 Nov – 18 Dec**

**Subject: GCSE Drama**  
**Year: YR 11**

Students need to complete the following coursework this term on the play script Macbeth.

- 1) Monologue
- 2) Evaluation of performance

## H/W Pack for 4<sup>th</sup> Nov. – 18<sup>th</sup> Dec.

**Subject:**

**French**

**Year: Y11**

Week	Work	Notes
<b>2<sup>nd</sup> Nov</b>	Learn the section ' <u>House and Home</u> ' (from the GCSE Foundation/Higher speaking sheets) <b>by heart</b> . You need to understand the questions and be able to say <b><u>the full answer using what you memorised</u></b> from the sheet. If you wish to adapt the answers to say more you may.	Due for next lesson.
<b>9<sup>th</sup> Nov</b>	Learn the section ' <u>Holidays and Travel</u> ' (from the GCSE Foundation/Higher speaking sheets) <b>by heart</b> . You need to understand the questions and be able to say <b><u>the full answer using what you memorised</u></b> from the sheet. If you wish to adapt the answers to say more you may.	Due for next lesson.
<b>16<sup>th</sup> Nov</b>	Learn the section ' <u>Hobbies and Free Time/Leisure</u> ' (from the GCSE Foundation/Higher speaking sheets) <b>by heart</b> . You need to understand the questions and be able to say <b><u>the full answer using what you memorised</u></b> from the sheet. If you wish to adapt the answers to say more you may.	Due for next lesson.
<b>23<sup>rd</sup> Nov</b>	Learn the section ' <u>Education and Work</u> ' (from the GCSE Foundation/Higher speaking sheets) <b>by heart</b> . You need to understand the questions and be able to say <b><u>the full answer using what you memorised</u></b> from the sheet. If you wish to adapt the answers to say more you may.	Due for next lesson.
<b>30<sup>th</sup> Nov</b>	Learn the section ' <u>Education and School</u> ' (from the GCSE Foundation/Higher speaking sheets) <b>by heart</b> . You need to understand the questions and be able to say <b><u>the full answer using what you memorised</u></b> from the sheet. If you wish to adapt the answers to say more you may.	Due for next lesson.
<b>7<sup>th</sup> Dec</b>	Learn <u>ALL</u> sections from the GCSE Foundation/Higher speaking sheets) <b>by heart</b> . You need to understand the questions and be able to say <b><u>the full answer using what you memorised</u></b> from the sheet. You will be asked questions a topic chosen at random	Due for next lesson
<b>14<sup>th</sup> Dec</b>	Go to <a href="http://www.samlearning.com">www.samlearning.com</a> (centre ID is SE11LB; User ID is date of birth followed by initials, password is the same as user ID). Click on GCSE, French, Holiday and Travel - then do the 3 tests for 'Public Transport' and 'Tourist Information' section.	Due for next lesson

ALL GCSE SPEAKING EXAM SHEETS WILL BE GIVEN IN 1<sup>ST</sup> WEEK  
AFTER HALF-TERM

## Homework pack for 2 Nov – 18 Dec

**Subject: Health and Social Care**  
**Year: YR 11**

Week	Work	Notes
4 <sup>th</sup> Nov	Answer the following three questions: <ul style="list-style-type: none"> <li>Why is choosing a meal for a service user important?</li> <li>How do you think a care worker should choose a meal for a service user?</li> <li>How can a care worker provide a service user with choice when choosing meals?</li> </ul> <b>Due: 11/11/09</b>	Remember to look at Task 5a to help you answer the questions
11 <sup>th</sup> Nov	Design an A4 poster informing new care workers the best ways to help service users choose meals. <b>Due: 13/11/09</b>	Remember to explain why providing service users with choice is essential
18 <sup>th</sup> Nov	List <b>THREE</b> points you <b>MUST</b> remember before giving advice to a service user about choosing a meal. <b>Due: 20/11/09</b>	
25 <sup>th</sup> Nov	In your own words describe how a main course meal should be served to service users - you can use the internet to help you do this. <b>Due: 27/11/09</b>	Write down any references that you use
2 <sup>nd</sup> Dec	List the <b>FIVE</b> main conditions that can occur and cause service users difficulty when eating and drinking <b>Due: 4/12/09</b>	
9 <sup>th</sup> Dec	Design a handout explaining what actions to take if feeding goes wrong <b>Due: 11/12/09</b>	Read coursework pack for Task 5D
16 <sup>th</sup> Dec	For holiday H/W students must define the following words which will be used as part of Unit 7 - Development and Care of Young Children: <ul style="list-style-type: none"> <li>Self-Esteem</li> <li>Foetus</li> <li>Milia</li> <li>Paediatrician</li> <li>Ergonomics</li> </ul> <b>DUE: 4/1/10</b>	

## Homework pack for 2 Nov – 18 Dec

**Subject: OCT National ICT**  
**Year: YR 11**

### HOMEWORK SCHEDULE - UNIT 22 CREATING SOUND

Students should ensure they meet the deadline set for each task, these dates are set out below:

- |         |                                                                                                                                                                 |             |
|---------|-----------------------------------------------------------------------------------------------------------------------------------------------------------------|-------------|
| TASK 1  | Review two audio clips describing the good and not so good features of the clips, identifying the audience and purpose of the clip, and suggesting improvements | 9 Nov 2009  |
| TASK 2  | Plan your own audio clip for an announcement in a health centre. Describe the audience and purpose of the clip                                                  | 16 Nov 2009 |
| TASK 3  | Create your own audio clip which includes music, voice and sound effects. The clip should meet the needs of the audience and purpose described in your plan     | 7 Dec 2009  |
| TASK 4a | Test and evaluate your audio clip and suggest improvements                                                                                                      | 14 Dec 2009 |
| TASK 4b | Use these suggestions to improve your audio clip                                                                                                                | 3 Jan 2010  |

## **Homework pack for 2 Nov – 18 Dec**

**Subject: iPro CISCO**  
**Year: YR 11**

### **Year 11 iPRo Including CISCO**

Students should ensure they meet the deadline set for each task, these dates are set out below:

#### **UNIT 1 COURSEWORK (Mr Wilson)**

Identify different types of end users	7 Nov 2009
Research & Identify the training needs for each type of end user	30 Nov 2009
Develop appropriate methods for the end user to record their training needs	7 Dec 2009
Select appropriate sources of technical information	14 Dec 2009

#### **UNIT 3 COURSEWORK (Mr Rafique)**

Document pre-installation activities	16 Nov 2009
Document installation activities	30 Nov 2009
Document post-installation activities	14 Dec 2009

## Homework pack for 2 Nov – 18 Dec

**Subject: BTEC Music**  
**Year: YR 11**

November 2<sup>nd</sup>:

Visit <http://www.bbc.co.uk/schools/gcsebitesize/music/musicalelements/>

Revise 'Melody and Harmony' then take the test.

Print out the result and bring it to your next lesson.

November 9<sup>th</sup>:

Visit <http://www.bbc.co.uk/schools/gcsebitesize/music/musicalelements/>

Revise 'Notation' then take the test.

Print out the result and bring it to your next lesson.

November 16th:

Organise a 1 hour rehearsal with your group. If possible make a recording (use a camera phone at least) to play to the class in the next lesson.

November 23rd:

Visit <http://www.bbc.co.uk/schools/gcsebitesize/music/musicalelements/>

Revise 'Rhythm and Metre' then take the test.

Print out the result and bring it to your next lesson.

November 30th:

Organise a 1 hour rehearsal with your group. Try playing a piece that you have never studied before (make sure you all have heard it before though!). Are you working better together as a group now?

December 7th:

Visit <http://www.bbc.co.uk/schools/gcsebitesize/music/musicalelements/>

Revise 'Texture' then take the test.

Print out the result and bring it to your next lesson.

December 14th:

Find out what the all-time best selling Christmas single is and watch it on youtube. There is also a more recent version that has some artists you might recognise on it.

## H/W pack for 2 Nov – 18 Dec

**Subject: RE**

**Year: YR 11**

Week	Work	Notes
<b>2 Nov</b>	<u>What are arguments for and against nuclear weapons?</u> Answer one exam question.	
<b>9 Nov</b>	<u>Pax Christi</u> Answer the questions using the text book and answer exam question.	Collect Photocopies of pg 56-57 and 63-64
<b>16 Nov</b>	<u>What do Christians and Muslims believe about war? &amp; Conflicts between family and friends</u> Answer one exam question from section one, and for section two, answer the questions using the text book and then answer exam question.	Collect Photocopies of pg 68
<b>23 Nov</b>	<u>What do Religions teach about bullying? &amp; What do religions teach about forgiveness and reconciliation</u> Answer one question each from each section.	Make sure to revise for test next week.
<b>30 Nov</b>	<u>What's the difference between a sin and a crime? &amp; Why do we need laws and justice?</u> Answer one question from each section.	
<b>7 Dec</b>	<u>What do Christians and Muslims believe about Justice?</u> Answer one exam question from both sections.	
<b>14 Dec</b>	<u>What is punishment? &amp; What are Christian and Muslim attitudes to punishment? &amp; Prisoner of Conscience</u> Christmas holiday homework - Answer one question from the first two sections. For the last section, complete the answers and answer the exam question.	Collect Photocopies of pg 92-93

## Homework pack for 2 Nov – 18 Dec

**Subject: BTEC Sport**  
**Year: YR 11**

Unit	Assignment	Due in date
<b>Unit 2</b> Health, Safety and Injury in Sport	<b>Assignment 1</b> <i>Risks and Hazards in Sport</i> Describe and explain 6 risks and hazards that are associated with sports participation. Students will also need to explain prominent rules, regulations and legislation relating to health and safety and injury in sports participation.	<b>24<sup>th</sup> Sep</b>
<b>Unit 2</b> Health, Safety and Injury in Sport	<b>Assignment 2</b> <i>Types of Injuries</i> Describe and explain how 4 different types of injuries are associated with sports participation and what their underlying causes are. E.g. the tennis elbow.	<b>15<sup>th</sup> Oct</b>
<b>Unit 2</b> Health, Safety and Injury in Sport	<b>Assignment 3</b> <i>Treatment of Injuries/illnesses</i> Describe types and signs of illnesses related to sports participation. Students will be asked to deal with casualties suffering from 3 different injuries and /or illnesses.	<b>16<sup>th</sup> Nov</b>
<b>Unit 2</b> Health, Safety and Injury in Sport	<b>Assignment 4</b> <i>Complete a Risk Assessment</i> Complete a full risk assessment of a chosen sport. Students will also need to describe contingency plans that can be used in their risk assessments. Their assessment must include a detailed account of why participants are at risk of injury whilst taking part in sport, and an analysis of specialist equipment to minimise the risk of injury.	<b>3<sup>rd</sup> Dec</b>

# Homework pack for 2 Nov – 18 Dec

**Subject: BTEC Travel**

**Year: YR11**

## Deadline Checklist

	Deadline	Date Complete	Student Signed	Teacher Signed
Task 1	01/07/09			
Task 2	25/09/09			
Task 3	14/10/09			
Task 4	16/12/09			

## UNIT 3 ASSIGNMENT SCENARIO

You have recently completed your college course and have started to look for your first job in the Travel and Tourism Industry.

You applied for a job a few weeks ago and have just received a call from the travel agent to say that they would like you to come in for an interview!



When you arrive at the interview you and the other candidates for the position are informed by the management that because of the amount of very

## Homework pack for 2 Nov – 18 Dec

**Subject: BTEC Travel**

**Year: YR11**

(continued)

worthy candidates you will need to **complete a series of tasks** in order to demonstrate your competence and qualification for this position.

If you complete the first task successfully you will be called back for the 2<sup>nd</sup> round of interviews later in the week.

You must remember that because this is an interview you must meet the **deadlines** and show your very **best work** in order to be considered for the next round of interviews.

### **Task 4:**

Before the management make their final decisions based on today's performance as to who they will be offering the job to, they would like you to complete one final task.

To complete this task you will need to:

**Plan 3 different holidays** to meet specific **customer needs** (by conducting interviews with three different people or by using the scenarios given) **(P4)**

- Introduce the customer and describe their needs
- Include information on transport from their home to the destination and back
- Describe the accommodation and give contact details
- Suggest 2-3 places they could visit while they are there

This should be presented in the form of a detailed **travel itinerary** that a travel company could send to its customers:



## **EXTENSION TASK (M3 and D2)**

### **MERIT (M3)**

You will also need to **justify your decisions** about the holiday you have planned:

- **Explain** how transport and accommodation you have suggested meets the customer's needs in terms of cost, timing and comfort. **(M3)**.

### **DISTINCTION (D2)**

Finally, you will need to **make recommendations** showing how any of the holiday arrangements could be adapted to meet the needs of different types of customers. **(D2)**

**This task is for P4, M3 and D2)**

Deadline for this task: **16<sup>th</sup> December 2009**